



**INSTITUTO MUNICIPAL DE DEPORTE Y RECRACION DE CAJICA**  
**NIT. 800,185,515 - 7**  
**ESTADO DE SITUACION FINANCIERA A**  
**A MAYO 31 DE**


ACTIVO	2017	2016	VARIACION	
			ABSOLUTA	RELATIVA %
<b>EFFECTIVO Y EQUIVALENTE AL EFFECTIVO</b>	<b>114,399,922</b>	<b>188,304,863</b>	<b>-73,904,941</b>	<b>-39.25</b>
Caja	640,000	560,000	80,000	14.29
Bancos	<u>113,759,922</u>	<u>187,744,863</u>	<u>-73,984,941</u>	<u>-39.41</u>
<b>INVERSIONES</b>	<b>10,000,000</b>	<b>10,000,000</b>	<b>0</b>	<b>0.00</b>
Acciones y Derechos	<u>10,000,000</u>	<u>10,000,000</u>	<u>0</u>	<u>0.00</u>
<b>PROPIEDAD PLANTA Y EQUIPO</b>	<b>26,447,304</b>	<b>36,999,552</b>	<b>-10,552,248</b>	<b>-28.52</b>
Maquinaria y Equipo	202,946,683	202,946,683	0	0.00
Muebles y Enseres	15,776,921	15,776,921	0	0.00
Equipo de Computo y Comunicación	77,227,293	47,544,205	29,683,088	62.43
Depreciacion Acumulada	<u>-269,503,593</u>	<u>-229,268,257</u>	<u>-40,235,336</u>	<u>17.55</u>
<b>TOTAL ACTIVO</b>	<b><u>\$ 150,847,226</u></b>	<b><u>\$ 235,304,415</u></b>	<b><u>-\$ 84,457,189</u></b>	<b><u>-35.89</u></b>
<b>PASIVO</b>				
<b>CUENTAS POR PAGAR</b>	<b>11,796,664</b>	<b>8,682,027</b>	<b>3,114,637</b>	<b>35.87</b>
Adquisicion de Bienes y Servicios	9,783,992	215,901	9,568,091	4,431.70
Acreedores	291,582	6,244,396	-5,952,814	-95.33
Retencion en la Fuente e Ica	<u>1,721,090</u>	<u>2,221,730</u>	<u>-500,640</u>	<u>-22.53</u>
<b>OTROS PASIVOS</b>	<b>44,292,450</b>	<b>27,900,016</b>	<b>16,392,434</b>	<b>58.75</b>
Obligaciones Laborales	<u>44,292,450</u>	<u>27,900,016</u>	<u>16,392,434</u>	<u>58.75</u>
<b>TOTAL PASIVO</b>	<b><u>\$ 56,089,114</u></b>	<b><u>\$ 36,582,043</u></b>	<b><u>\$ 19,507,071</u></b>	<b><u>53.32</u></b>
<b>PATRIMONIO</b>				
<b>PATRIMONIO</b>	<b>94,758,112</b>	<b>198,722,372</b>	<b>-103,964,260</b>	<b>-52.32</b>
Capital Fiscal	159,257,459	159,257,459	0	0.00
Deficit Años Anteriores	111,274,942	-53,716,758	164,991,700	-307.15
Deficit o Excedente del Ejercicio	<u>-175,774,289</u>	<u>93,181,671</u>	<u>-268,955,960</u>	<u>-288.64</u>
<b>TOTAL PATRIMONIO</b>	<b><u>\$ 94,758,112</u></b>	<b><u>\$ 198,722,372</u></b>	<b><u>-\$ 103,964,260</u></b>	<b><u>-52.32</u></b>
<b>TOTAL PASIVO MAS PATRIMONIO</b>	<b><u>\$150,847,226</u></b>	<b><u>\$235,304,415</u></b>	<b><u>-\$84,457,189</u></b>	<b><u>-35.89</u></b>

  
**FABIAN ROBERTO QUINTERO GARCIA**  
Gerente

  
**LUIS OSCAR LOPEZ HENAO**  
Contador  
T.P 114,803 - T

**INSTITUTO MUNICIPAL DE DEPORTE Y RECREACION DE CAJICA**  
 Nit: 800,185,515 - 7  
**ESTADO DE RESULTADOS A MAYO 31 DE**

	MES	2017	2016	VARIACION	
				ABSOLUTA	RELATIVA %
<b>INGRESOS</b>	<b>148,581,475</b>	<b>1,141,125,817</b>	<b>913,498,504</b>	<b>227,627,313</b>	<b>24.92</b>
Transferencias	56,139,470	912,824,312	827,261,504	85,562,808	10.34
Fiscales	15,014,000	101,513,500	86,237,000	15,276,500	17.71
Convenio	0	49,360,000	0	49,360,000	100.00
Otros Ingresos	77,428,005	77,428,005	0	77,428,005	
<b>GASTOS</b>	<b>359,165,627</b>	<b>1,315,712,281</b>	<b>816,730,956</b>	<b>498,981,325</b>	<b>61.09</b>
Gastos de Personal	19,920,015	99,637,309	82,730,057	16,907,252	20.44
Comisiones Honorarios y Servicios	188,414,107	782,510,753	452,199,928	330,310,825	73.05
<b>Servicios</b>					
Materiales y Suministros	14,385,035	39,662,280	6,178,600	33,483,680	541.93
Mto Maquinaria y Equipo - Vehiculo	1,128,368	10,469,224	9,110,600	1,358,624	14.91
Fotocopias	32,450	93,550	217,850	-124,300	-57.06
Servicio Publico - Agua	1,457,130	6,109,000	3,193,180	2,915,820	91.31
Comunicación y Transporte	880,803	2,527,956	7,798,544	-5,270,588	-67.58
Seguros Generales	18,446,782	18,446,782	7,195,813	11,250,969	100.00
Impletos Dptvos Apoyo Escuelas	106,171,338	328,305,621	232,996,494	95,309,127	40.91
Combustible y Lubricantes	3,651,500	5,410,500	991,681	4,418,819	445.59
Elementos de Aseo y Cafeteria	161,700	729,650	1,040,050	-310,400	-29.84
Legales	0	12,600	580,034	-567,434	100.00
Otros Gastos Generales	0	210,000	80,000	130,000	162.50
Depreciaciones	4,516,399	21,587,056	12,418,125	9,168,931	73.84
<b>SUPERAVIT O DEFICIT OPERACIONAL</b>	<b>-210,584,152</b>	<b>-174,586,464</b>	<b>96,767,548</b>	<b>-271,354,012</b>	<b>-280.42</b>
<b>INGRESOS NO OPERACIONALES</b>	<b>94,294</b>	<b>534,349</b>	<b>85,265</b>	<b>449,084</b>	<b>526.69</b>
Financieros e Intereses	94,294	534,349	85,265	449,084	526.69
<b>GASTOS NO OPERACIONALES</b>	<b>1,012</b>	<b>1,722,174</b>	<b>3,671,142</b>	<b>-1,948,968</b>	<b>-53.09</b>
Financieros	1,012	1,722,174	3,671,142	-1,948,968	-53.09
<b>DEFICIT O EXCEDENTE DEL EJERCICIO</b>	<b><u>-\$ 210,490,870</u></b>	<b><u>-\$ 175,774,289</u></b>	<b><u>\$ 93,181,671</u></b>	<b><u>-\$ 268,955,960</u></b>	<b><u>-288.64</u></b>

  
**FABIAN ROBERTO QUINTERO GARCIA**  
 Gerente

  
**LUIS OSCAR LOPEZ HENAO**  
 Contador  
 T.P 114,803 - T